

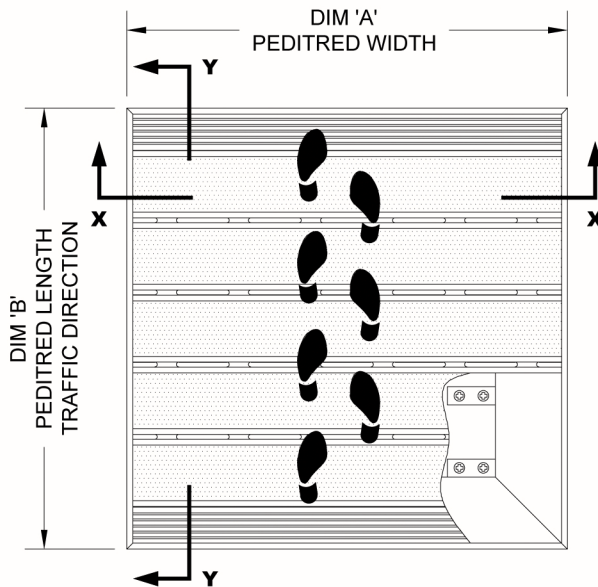
PEDITRED WITH TAPERED ANGLE FRAME

INSERT STYLE:                      INSERT COLOR:                      CATALOG NUMBER: G4                      PART NUMBER:

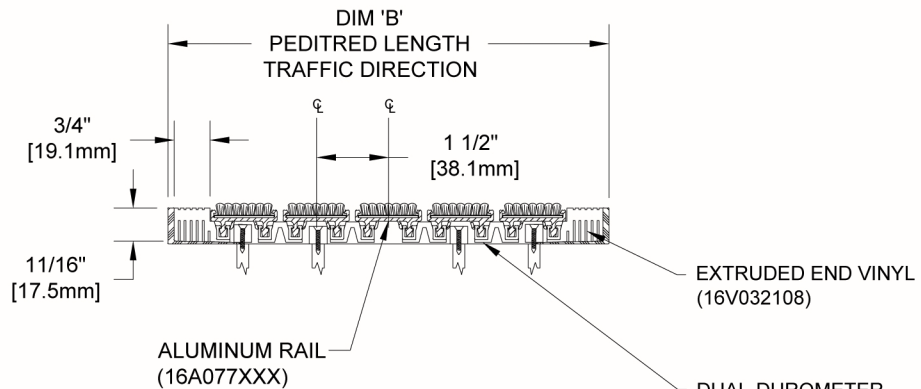


NO.	REVISION	DATE	BY
NO.	F&F RELEASE	DATE	BY

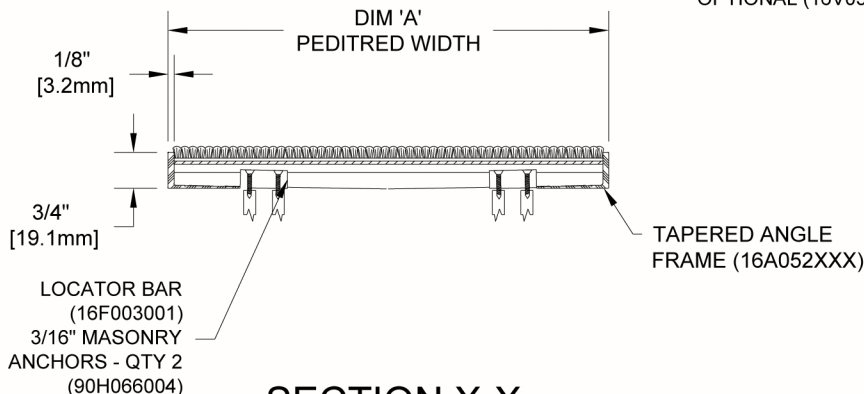
PEDITRED INSERT STYLES



TYPICAL PLAN VIEW



SECTION Y-Y



SECTION X-X

NOTES:

\*ALL SURFACES IN CONTACT WITH MASONRY ARE TO RECEIVE A COAT OF ZINC CHROMATE PRIMER

\*MAX. SINGLE GRID SIZE NOT TO EXCEED 12'-0" (3.66M) IN WIDTH (DIM "A") OR 100 SQUARE FEET

\*PLEASE VERIFY TRAFFIC DIRECTION

\*ADDITIONAL SPECIFICATIONS ARE CONTAINED IN THE LATEST C/S CATALOG OR AT C-SGROUP.COM AND ARE CONSIDERED PART OF THIS TRANSMITTAL.

\*PEDITRED SHALL BE ABLE TO SUPPORT A 1000 LB. ROLLING LOAD.

\*SUPPLIED IN STANDARD MILL FINISH. (OPTIONAL FINISHES AVAILABLE AT ADDITIONAL COST)



932 Hungerford Dr. #37B  
Rockville, MD 20850  
1-877-333-1018  
[www.eaglemat.com](http://www.eaglemat.com)

PLEASE VERIFY ALL	QTY	MARK #	LOCATION	MODEL	DIM 'A' WIDTH	DIM 'B' LENGTH	FINISH	NOTES

PROJECT:		
LOCATION:		
CONTRACTOR:		
AGENT:		SHT:
DRG. BY:	DATE:	JOB NO.: