

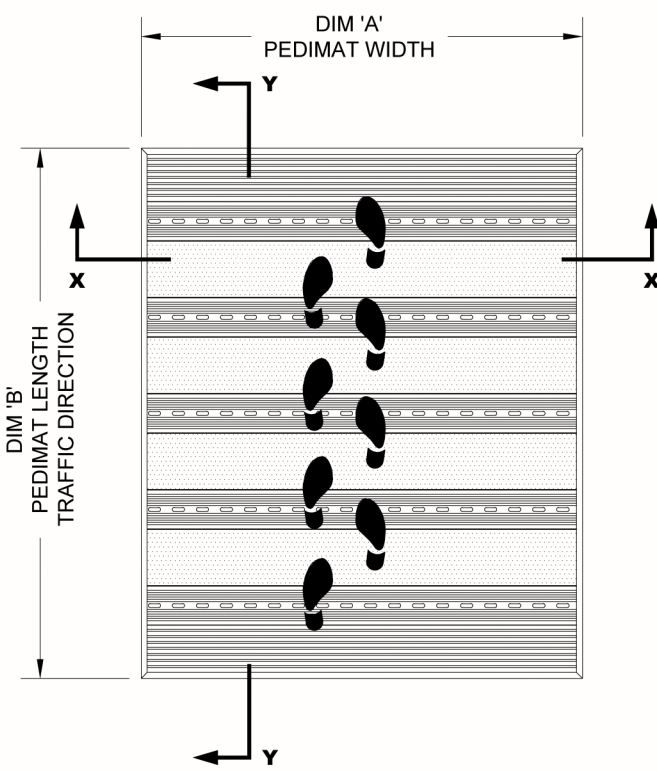
PEDIMAT WITH ALUMINUM TAPERED ANGLE FRAME

INSERT STYLE: INSERT COLOR: CATALOG NUMBER: M1 PART NUMBER:

NO.	REVISION	DATE	BY
NO.	F&F RELEASE	DATE	BY



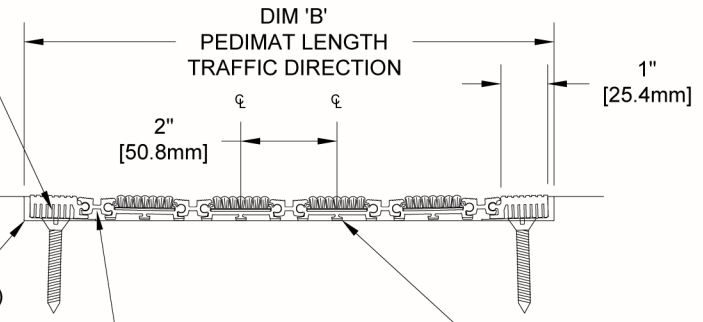
PEDIMAT INSERT STYLES



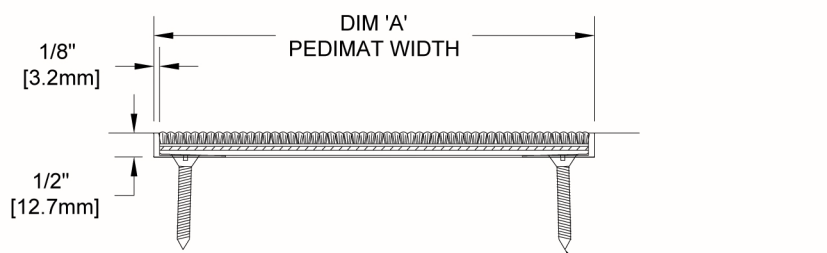
TYPICAL PLAN VIEW

SQUARE END VINYL
 1" (25.4mm) WIDE (17V011XXX)
 2" (50.8mm) WIDE (17V012XXX)

ALUMINUM TAPERED
 ANGLE FRAME (16A051XXX)
 EXTRUDED ALUMINUM
 CONNECTING RAIL (17A009XXX)



SECTION Y-Y



SECTION X-X

MASONRY LAG
 FASTENER
 (90H066004)
 24" (609.6mm) O.C.

NOTES:

*ALL SURFACES IN CONTACT WITH MASONRY ARE TO RECEIVE A COAT OF ZINC CHROMATE PRIMER

*PLEASE VERIFY TRAFFIC DIRECTION

*PEDIMAT SHALL BE ABLE TO SUPPORT A 350 LB. ROLLING LOAD. LARGER LOADING MAY BE ACCOMODATED. CONTACT C/S SALES WITH SPECIFIC LOADING REQUIREMENTS.

*MAX. SINGLE GRID SIZE NOT TO EXCEED 12'-0" (3.66M) IN WIDTH (DIM "A") OR 100 SQUARE FEET

*ADDITIONAL SPECIFICATIONS ARE CONTAINED IN THE LATEST C/S CATALOG OR AT C-SGROUP.COM AND ARE CONSIDERED PART OF THIS TRANSMITTAL.



932 Hungerford Dr. #37B
 Rockville, MD 20850
 1-877-333-1018 www.eaglemat.com

PLEASE VERIFY ALL	QTY	MARK #	LOCATION	MODEL	DIM 'A' WIDTH	DIM 'B' LENGTH	FINISH	NOTES

PROJECT:		
LOCATION:		
CONTRACTOR:		
AGENT:		SHT:
DRG. BY:	DATE:	JOB NO.: